

## P/N: 29444-201

### Copyright

© 2020, FLIR Systems, Inc.

All rights reserved worldwide. Names and marks appearing herein are either registered trademarks or trademarks of FLIR Systems and/or its subsidiaries. All other trademarks, trade names or company names referenced herein are used for identification only and are the property of their respective owners.

### Document identity

Publ. No.: 29444-201

Commit: 66237

Language:

Modified: 2020-05-14

Formatted: 2020-05-14

### Website

<http://www.flir.com>

### Customer support

<http://support.flir.com>

### Disclaimer

Specifications subject to change without further notice. Camera models and accessories subject to regional market considerations. License procedures may apply. Products described herein may be subject to US Export Regulations. Please refer to [exportquestions@flir.com](mailto:exportquestions@flir.com) with any questions.



<b>Detector</b>	
Detector Type	FLIR Indium Antimonide (InSb)
Spectral Range	7.5 $\mu\text{m}$ (lower), 11.5-12.5 $\mu\text{m}$ (upper)
Resolution	1280 x 1024
Pixel Size (square)	12 $\mu\text{m}$
Thermal Sensitivity/NETD (typical)	$\leq 45$ mK ( $\leq 40$ mK typical)
NEI (typical)	N/A
Noise Floor (typical)	N/A
Operability	$\geq 98\%$ ( $\geq 99\%$ typical)
Sensor Cooling	Linear Sterling Cooler
<b>Electronics</b>	
Readout Type	Snapshot
Readout Modes	Asynchronous integrate while read Asynchronous integrate then read
Synchronization Modes	Sync In, Sync Out
Image Time Stamp	Yes
Integration Time	480 ns to ~Full Frame
Pixel Clock	100 MHz
Frame Rate (Full Window)	Programmable; 0.0015 Hz to ~45 Hz (GigE), 60 Hz (CXP)
Subwindow Mode	Flexible windowing down to 32 x 4 (steps of 32 columns, 4 rows)
Dynamic Range	14-bit
On-Camera Image Storage	None
Radiometric Data Streaming	Gigabit Ethernet (GigE Vision), CoaXpress
Standard Video	SDI
Command and Control	GenICam (GigE, CXP), RS-232
<b>Temperature Measurement</b>	
Standard Temperature Range (with band matched optics)	-20°C to 650°C (-4°F to 1202°F)
Optional Temperature Range (with band matched optics)	250°C – 2000°C (ND1) 500°C – 3000°C (ND2)



## FLIR A8581 SLS (f/2.5, 7.5-12.5 $\mu\text{m}$ )

P/N: 29444-201

© 2020, FLIR Systems, Inc.

#29444-201; r. 66237;

<b>Temperature Measurement</b>	
Accuracy	$\leq 100^{\circ}\text{C} \pm 2^{\circ}\text{C}$ ( $\pm 1^{\circ}\text{C}$ typical), $> 100^{\circ}\text{C} \pm 2\%$ of reading ( $\pm 1\%$ typical)
Ambient Drift Compensation (with factory cal)	Yes
<b>Optics</b>	
Camera f/Number	f/2.5
Available Lenses	Manual (7.5-12 $\mu\text{m}$ ): 17 mm, 25 mm, 50 mm, 100 mm, 200 mm Motorized (7.5-12 $\mu\text{m}$ ): 17 mm, 25 mm, 50 mm, 100 mm, 200 mm
Close-up Lenses/Microscopes	1X
Lens Interface	FLIR FPO-M (4-tab bayonet, motorized)
Focus	Motorized (compatible w/ manual)
Filter Holder (Warm)	4-position motorized filter wheel (1 inch diameter filters)
<b>Standard Video Presentation</b>	
Palettes	Selectable 8-bit
Automatic Gain Control	Manual, Linear, Plateau equalization, DDE
Overlay	Fixed configuration, can be turned off
Video Modes	SDI: 720p@50/59.9 Hz, 1080p@25/29.9 Hz
Standard Video Zoom	automatic, variable
<b>General</b>	
Operating Temperature Range	$-20^{\circ}\text{C}$ to $50^{\circ}\text{C}$ ( $-4^{\circ}\text{F}$ to $122^{\circ}\text{F}$ )
Shock/Vibration	40 g, 11 msec $\frac{1}{2}$ sine pulse/4.3 g RMS random vibration, all 3 axes
Power	24 VDC (< 24 W steady state)
Weight w/o Lens	3.4 kg (8.5 lbs)
Size (L x W x H) w/o Lens	226 x 117 x 135 mm (8.9 x 4.6 x 5.3 in)
Mounting	2 x $\frac{1}{4}$ " -20 tapped holes 1 x $\frac{3}{8}$ " -16 tapped hole 4 x 10-24 tapped holes
Export Classification	ECCN 6A003.b.4.a

### Supplies & accessories:

- 4215503; Lens 7.5-12  $\mu\text{m}$  100 mm f/2.5 HDC Bayonet
- 4215424; Lens 7.5-12  $\mu\text{m}$  17 mm f/2.5 HDC Bayonet
- 4215505; Lens 7.5-12  $\mu\text{m}$  200 mm f/2.5 HDC Bayonet
- 4215496; Lens 7.5-12  $\mu\text{m}$  25 mm f/2.5 HDC Bayonet
- 4215501; Lens 7.5-12  $\mu\text{m}$  50 mm f/2.5 HDC Bayonet
- 4213642; Lens 7.5-12  $\mu\text{m}$ , 1X microscope, f/2.5 HDC Bayonet
- 4216409; Motorfocus 17 mm LWIR lens, 7.5-12.0  $\mu\text{m}$ , f/2.5 (4-Tab Motorized FPO Bayonet)
- 4216411; Motorfocus 25 mm LWIR lens, 7.5-12.0  $\mu\text{m}$ , f/2.5 (4-Tab Motorized FPO Bayonet)
- 4216413; Motorfocus 50 mm LWIR lens, 7.5-12.0  $\mu\text{m}$ , f/2.5 (4-Tab Motorized FPO Bayonet)
- 4216415; Motorfocus 100 mm LWIR lens, 7.5-12.0  $\mu\text{m}$ , f/2.5 (4-Tab Motorized FPO Bayonet)
- 4216417; Motorfocus 200 mm LWIR lens, 7.5-12.0  $\mu\text{m}$ , f/2.5 (4-Tab Motorized FPO Bayonet)



## FLIR A8581 SLS (f/2.5, 7.5-12.5 $\mu\text{m}$ )

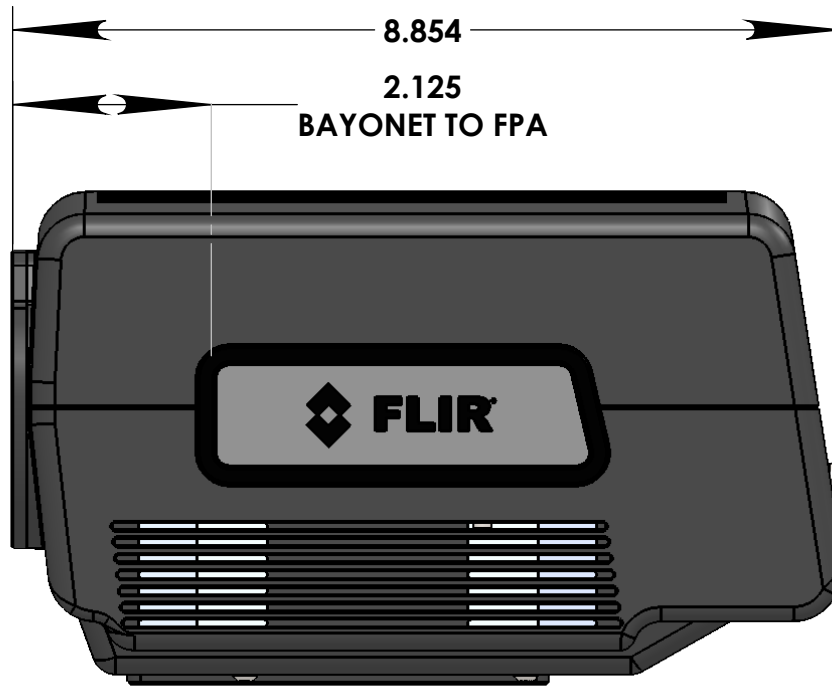
---

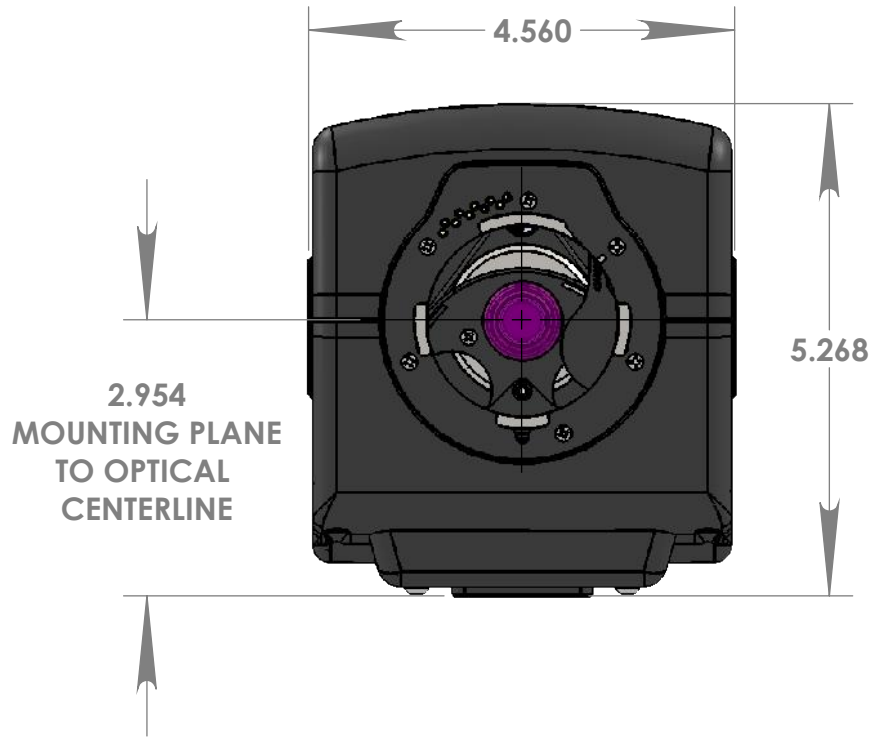
**P/N: 29444-201**

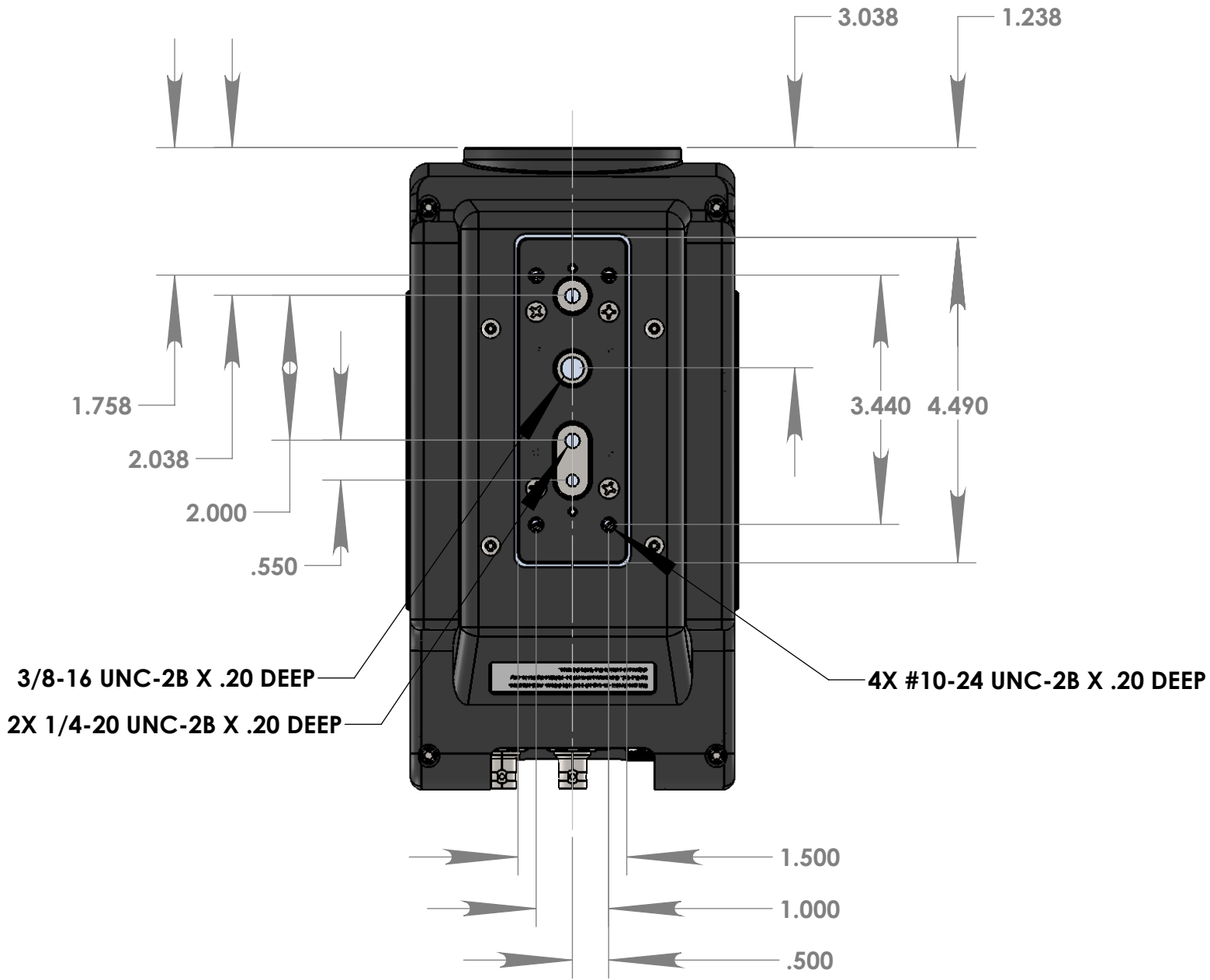
© 2020, FLIR Systems, Inc.

#29444-201; r. 66237;

- 4220499; FLIR Research Studio - 1 Year Subscription (online activation)
- 4220500; FLIR Research Studio - Perpetual License (online activation)
- 4220646; FLIR Research Studio - Perpetual License (USB dongle)









The World's Sixth Sense™

May 13, 2020 Niceville, Florida

**CE Declaration of Conformity – EU Declaration of Conformity**

Product: FLIR A8500-series (Saturn platform)

Name and address of the manufacturer:

FLIR Systems, Inc.  
4579 E Hwy 20  
Suite 101  
Niceville, FL 32578

This declaration of conformity is issued under the sole responsibility of the manufacturer.

The objects of the declaration:

- FLIR A8580-series (FLIR part numbers 29443-2xx)
- FLIR A8580 SLS-series (FLIR part numbers 29444-2xx)

The objects of the declaration described above is in conformity with the relevant Union harmonization legislation:

**Directives:**

- |           |             |                               |
|-----------|-------------|-------------------------------|
| Directive | 2015/863/EU | RoHS                          |
| Directive | 2014/30/EU  | Electromagnetic Compatibility |

**Standards:**

- |          |                       |  |
|----------|-----------------------|--|
| Emission | EN 61000-3-2:2014     | EMC Limits for harmonic current emissions            |
|          | EN 61000-3-3:2013     | EMC Limitation of voltage changes                    |
|          | EN 55032:2012/AC:2013 | EMC of multimedia equipment – Emissions requirements |
|          | EN 55035:2017         | EMC of multimedia equipment – Immunity requirements  |

**FLIR Systems, Inc.**

Brian Cromwell  
VP Product Development, R&D/Science Solutions