

P/N: 85900-0000

Copyright

© 2020, FLIR Systems, Inc.

All rights reserved worldwide. Names and marks appearing herein are either registered trademarks or trademarks of FLIR Systems and/or its subsidiaries. All other trademarks, trade names or company names referenced herein are used for identification only and are the property of their respective owners.

Document identity

Publ. No.: 85900-0000

Commit: 66116

Language:

Modified: 2020-05-12

Formatted: 2020-05-26

Website

<http://www.flir.com>

Customer support

<http://support.flir.com>

Disclaimer

Specifications subject to change without further notice. Camera models and accessories subject to regional market considerations. License procedures may apply. Products described herein may be subject to US Export Regulations. Please refer to exportquestions@flir.com with any questions.



General

When a camera is ordered the following must be selected, as a minimum:

1. one of the camera bodies:
 - FLIR A400 Thermal Core
 - FLIR A700 Thermal Core
2. one of the configurations:
 - Smart Sensor configuration
 - Image Streaming configuration
3. one (or several) of the lenses:
 - IR lens, f=70 mm (6°) with case
 - IR lens, f=29 mm (14°)
 - IR lens, f=17 mm (24°)
 - IR lens, f=10 mm (42°)

For orders of more than one lens, select the primary lens to be mounted on the Thermal Core camera body at delivery. The additional lenses are then delivered in separate boxes. Due to its size, the IR lens, f=70 (6°), is always delivered in a case.

The following options are available:

- Antenna WLAN 2.4/5 GHz + Wi-Fi
- Option, Visual camera including MSX
- Advanced Smart Sensor configuration
- Advanced Image Streaming configuration
- Option, Macro mode 50/71/101 µm for 24°



NOTE


The *Advanced Smart Sensor configuration* and the *Advanced Image Streaming configuration* require the *Smart Sensor configuration* and the *Image Streaming configuration*, respectively.

Imaging and optical data	
Infrared resolution	640x 480 pixels
Thermal sensitivity (NETD)	<ul style="list-style-type: none"> • <30 mK, 42° @ +30°C (+86°F) • <40 mK, 24° @ +30°C (+86°F) • <50 mK, 14° @ +30°C (+86°F)
Field of view (FOV)	Depending on lens used; see lens specification
Minimum focus distance	Depending on lens used; see lens specification
Focal length	Depending on lens used; see lens specification
Spatial resolution (IFOV)	Depending on lens used; see lens specification
Lens identification	Automatic
f-number	Depending on lens used; see lens specification

P/N: 85900-0000

© 2020, FLIR Systems, Inc.

#85900-0000; r. 66116;

Imaging and optical data	
Image frequency	30 Hz
Focus	<ul style="list-style-type: none"> • One-shot contrast • Motorized • Manual
Detector data	
Focal plane array/spectral range	Uncooled microbolometer/7.5–14 μm
Detector pitch	12 μm
Measurement	
Camera temperature range	<ul style="list-style-type: none"> • –20 to 120°C (–4 to 248°F) • 0 to 650°C (32 to 1202°F) • 300 to 2000°C (572 to 3632°F)
Object temperature range and accuracy (for ambient temperature 15–35°C (59–95°F))	<ul style="list-style-type: none"> • Range –20 to 120°C (–4 to 248°F): <ul style="list-style-type: none"> ◦ –20 to 100°C (–4 to 212°F), accuracy ±2°C (±3.6°F) ◦ 100 to 120°C (212 to 248°F), accuracy ±2% • Range 0 to 650°C (32 to 1202°F): <ul style="list-style-type: none"> ◦ 0 to 100°C (32 to 212°F), accuracy ±2°C (±3.6°F) ◦ 100 to 650°C (212 to 1202°F), accuracy ±2% • Range 300 to 2000°C (572 to 3632°F): <ul style="list-style-type: none"> ◦ accuracy ±2%
Screening mode	
Sampling average mode	<p>Recommended temperature range: 30 to 45°C (86 to 113°F) in stable room temperature</p> <p>Accuracy (drift): ±0.3°C (±0.5°F)¹</p> <div style="border: 1px solid black; padding: 5px; margin-top: 10px;"> <p> NOTE</p> <p>Only valid when the camera is purchased with the Advanced Smart Sensor configuration.</p> </div>
Ethernet	
Interface	<ul style="list-style-type: none"> • Wired • Wi-Fi (option)
Connector type	<ul style="list-style-type: none"> • M12 8-pin X-coded, Female • RP-SMA, Female
Ethernet, purpose	Control, result, image, and power
Ethernet, type	1000 Mbps
Ethernet, standard	IEEE 802.3
Ethernet, communication	See <i>Smart Sensor and Image Streaming configurations</i>
Ethernet, power	Power over Ethernet, PoE IEEE 802.3af class 3
Ethernet, protocols	See <i>Smart Sensor and Image Streaming configurations</i>

1. No external blackbody needed.



FLIR A700 Thermal Core

P/N: 85900-0000

© 2020, FLIR Systems, Inc.

#85900-0000; r. 66116;

Digital Input/ output	
Connector type	M12 12-pin A-coded, Male (shared with external power)
Digital input	2x opto-isolated Vin(low)= 0–1.5 V, Vin(high)= 3–25 V
Digital input, purpose	<i>See Smart Sensor and Image Streaming configurations</i>
Digital output	<ul style="list-style-type: none"> • 3x opto-isolated, 0–48 V DC, max. 350 mA (derated to 200 mA at 60C) • Solid state opto relay • 1x dedicated as Fault output (NC)
Digital output, purpose	<i>See Smart Sensor and Image Streaming configurations</i>
Digital I/O, isolation voltage	500 VRMS
Power system	
Connector type	M12 12-pin A-coded, Male (shared with Digital I/O)
Power consumption	<ul style="list-style-type: none"> • 7.5 W at 24 V DC typical • 7.8 W at 48 V DC typical • 8.1 W at 48 V PoE typical
External power operation	24/48 V DC 8 W max
External voltage	Allowed range 18–56 V DC
RS-232/485 serial interface	
Connector type	M8 A-coded, Male
Prerequisite for use	<i>See Advanced Smart Sensor and Advanced Image Streaming configurations</i>
Serial communication, purpose	<i>See Advanced Smart Sensor and Advanced Image Streaming configurations</i>
Serial communication, standard	<i>See Advanced Smart Sensor and Advanced Image Streaming configurations</i>
Serial communication, HW interface	<i>See Advanced Smart Sensor and Advanced Image Streaming configurations</i>
Scanlist support	<i>See Advanced Smart Sensor and Advanced Image Streaming configurations</i>
Wi-Fi (Option)	
Connector type	RP-SMA, Female
Standard	<i>See Wi-Fi option</i>
Antenna	<i>See Wi-Fi option</i>
Connection type	<i>See Wi-Fi option</i>
Environmental data	
Operating temperature range	–20 to 50°C (–4 to 122°F) Cooling plate is needed in temperatures above 40°C (104°F). Maximum camera case temperature: 65°C (149°F)
Storage temperature range	IEC 68-2-1 and IEC 68-2-2, –40 to 70°C (–40 to 158°F) for 16 hours
Humidity (operating and storage)	IEC 60068-2-30/24 hours, 95% relative humidity, 25–40°C (77–104°F)/2 cycles

P/N: 85900-0000

© 2020, FLIR Systems, Inc.

#85900-0000; r. 66116;

Environmental data	
EMC	<ul style="list-style-type: none"> ETSI EN 301 489-1 (radio) ETSI EN 301 489-17 (radio) EN 61000-4-8 (magnetic field) FCC 47 CFR Part 15 Class B (emission US) ISO 13766-1 (EMC - Earth-moving and building construction machinery) EN ISO 14982 (EMC - Agricultural and forestry machinery)
Radio spectrum	<ul style="list-style-type: none"> FCC 47 CFR Part 15 Class C (2.4 GHz band US) FCC 47 CFR Part 15 Class E (5 GHz band US) RSS-247 (2.4 GHz and 5 GHz band Canada) ETSI EN 300 328 V2.1.1 (2.4 GHz band EU) ETSI EN 301 893 V2.1.1 (5 GHz band EU)
Encapsulation	IEC 60529, IP 54, IP66 with accessory
Shock	IEC 60068-2-27, 25 g
Vibration	<ul style="list-style-type: none"> IEC 60068-2-6, 0.15 mm at 10–58 Hz and 2 g at 58–500 Hz, sinusoidal IEC 61373 Cat 1 (Railway)
Safety	IEC 62368-1 (IT equipment audio-visual products)
Corrosion	<ul style="list-style-type: none"> ISO 12944 C4 G or H EN60068-2-11
Physical data	
Weight (including 24° lens)	0.82 kg (1.8 lb)
Size (L × W × H)	123 × 77 × 77 mm (4.84 × 3.03 × 3.03 in)
Base mount	4x M4 on 4 sides
Tripod mounting	UNC ¼"-20 on 2 sides
Housing material	Aluminium
Color	Black
Warranty and service	
Warranty	http://www.flir.com/warranty/
Shipping information	
Packaging, type	Cardboard box
Packaging, contents	<ul style="list-style-type: none"> Infrared camera (without lens) Ethernet cable M12 to RJ45F (0.3 m), P/N T911869ACC Printed documentation including the username and password for log in to the web interface of the camera
Packaging, weight	1.14 kg (2.51 lb)
Packaging, size	207 × 142 × 129 mm (8.15 × 5.59 × 5.08 in)
EAN-13	7332558026540
UPC-12	845188022440
Country of origin	Sweden

Supplies & accessories:

- T300216; Axxx Accessory kit
- T911850ACC; Antenna for WLAN 2.4/5 GHz
- T300268ACC; A-series connection board



FLIR A700 Thermal Core

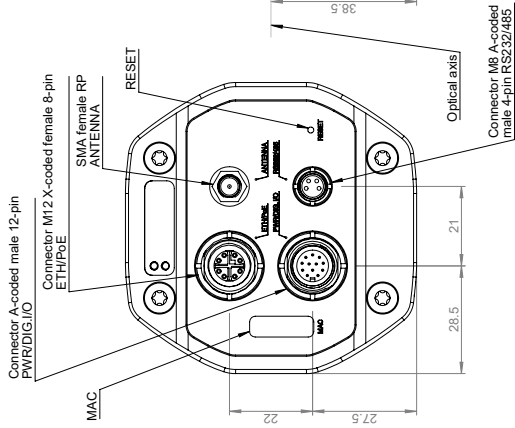
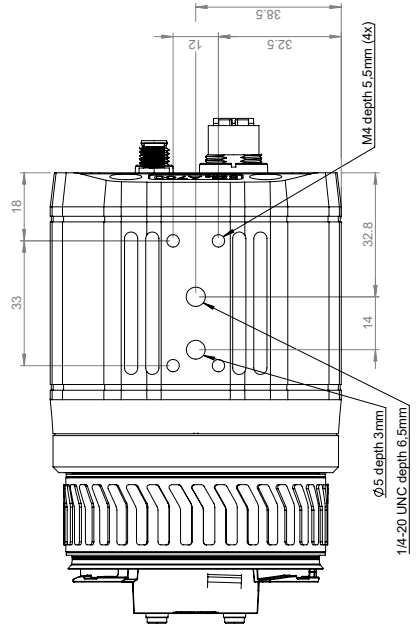
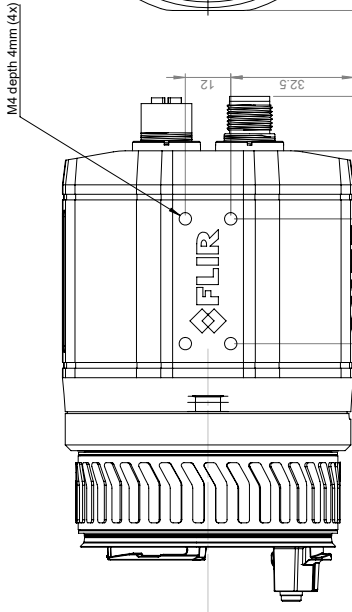
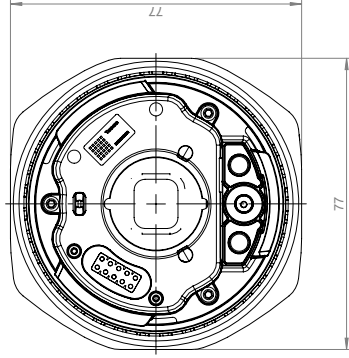
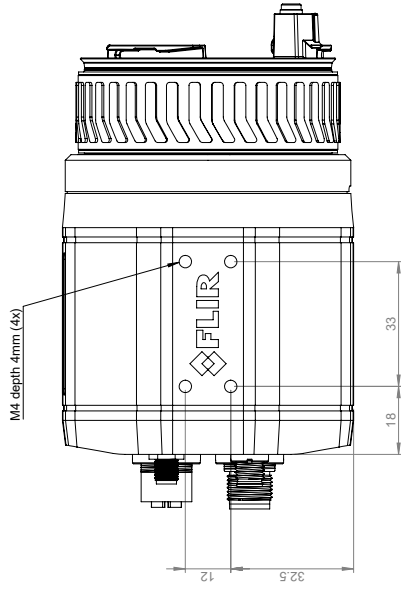
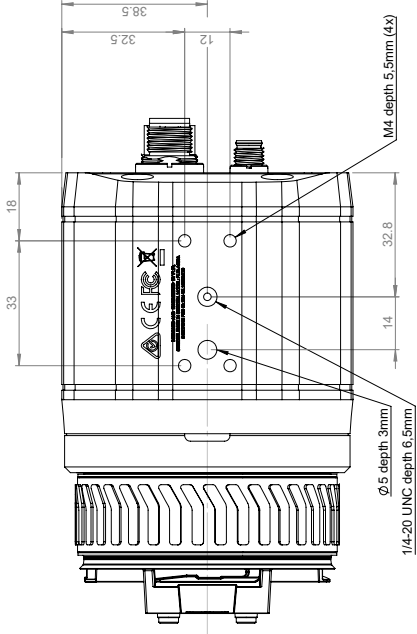
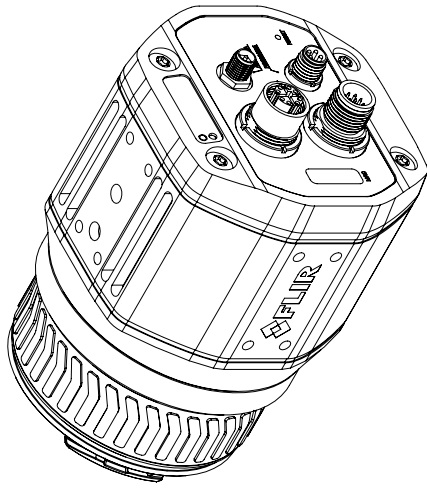
P/N: 85900-0000

© 2020, FLIR Systems, Inc.

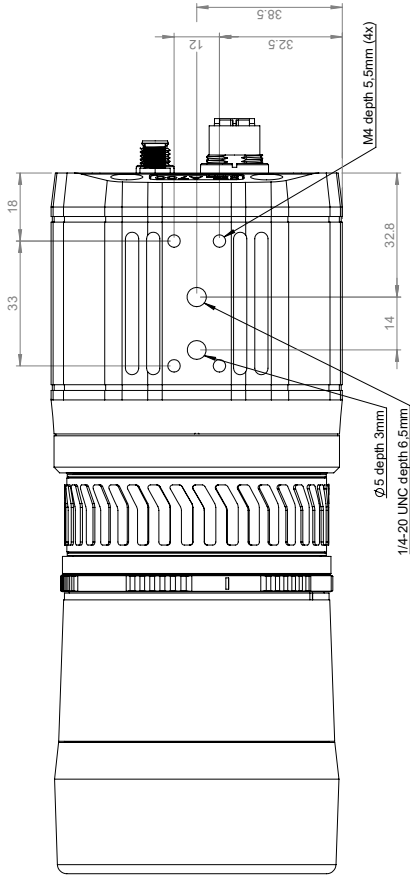
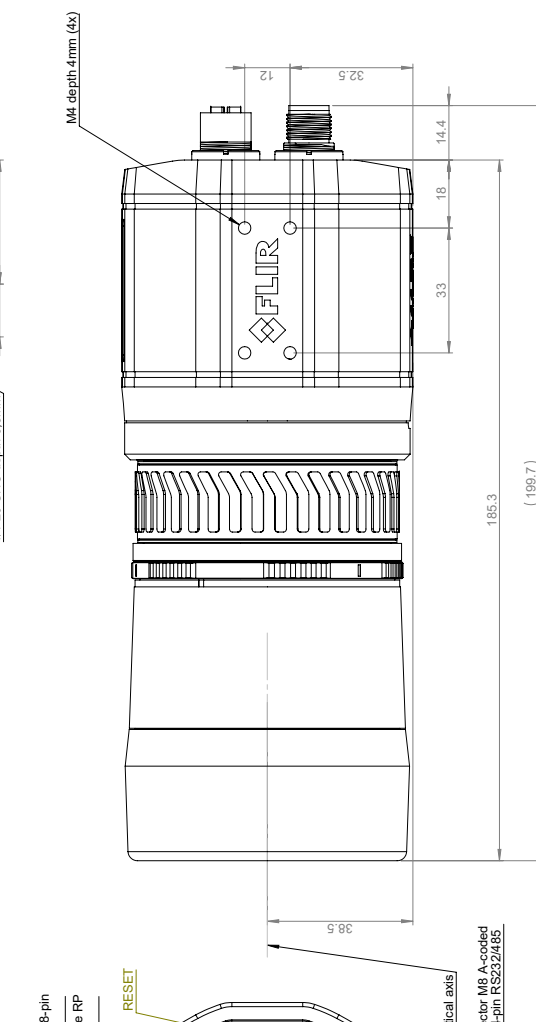
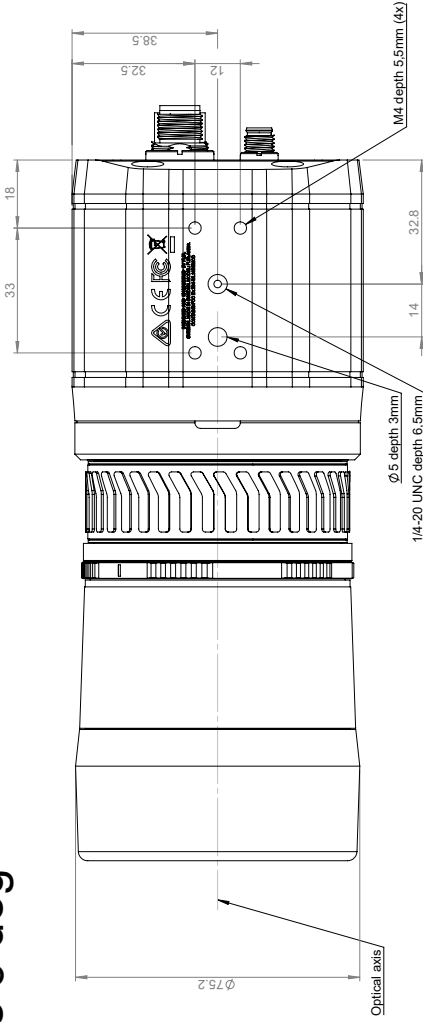
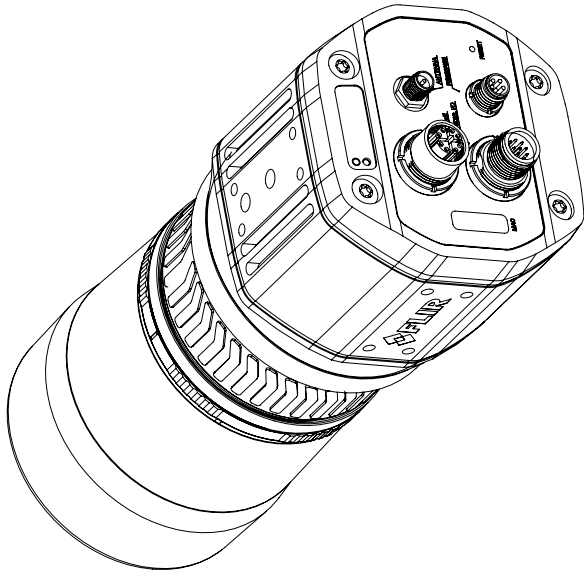
#85900-0000; r. 66116;

- T911853ACC; Cable M12 to pigtail, 10 m
- T911852ACC; Cable M12 to pigtail, 2 m
- T300202; Connector cap kit
- T130665ACC; Cooling plate
- T911855ACC; Ethernet cable M12 to RJ45, 10 m
- T911854ACC; Ethernet cable M12 to RJ45, 2 m
- T911869ACC; Ethernet cable M12 to RJ45F, 0.3 m
- T300163; Hard case for FLIR A400/A700 series
- T300075ACC; IP hood for lens
- T300218; Two-ball mounting bracket kit
- T951004ACC; Ethernet cable CAT6, 2 m/6.6 ft.
- T911183; Gigabit PoE injector 16 W, with multi-plugs
- T199609; Option, Macro mode 50/71/101 μm for 24°
- T199507; Gigabit PoE injector 15 W
- T300095; IR lens, f=70 mm (6°) with case
- T300241; IR lens, f=29 mm (14°)
- T300240; IR lens, f=17 mm (24°)
- T300239; IR lens, f=10 mm (42°)
- T300292; Advanced Image Streaming configuration
- T300293; Advanced Smart Sensor configuration
- T300295; Option, Visual camera including MSX
- T911850; Antenna WLAN 2.4/5 GHz + Wi-Fi
- 4220499; FLIR Research Studio - 1 Year Subscription (online activation)
- 4220500; FLIR Research Studio - Perpetual License (online activation)
- 4220646; FLIR Research Studio - Perpetual License (USB dongle)
- INST-GM-0135; General Maintenance Package for A7xx

Default



Incl. IR Lens 6 deg



Basic dimensions for cameras with focal length:
f = 70mm

Modified	2020-01-10	Check	-	Drawn by	R&D Instruments	Size	A2	
Denomination						Scale	1:1	
						Sheet	3(3)	
						Drawn No.	T130771	
						Rev.	A	
Basic dimension Axxx/GF7xa								



April 17, 2020 Täby, Sweden

AQ320379

CE Declaration of Conformity – EU Declaration of Conformity

Product: FLIR A4XX-, A7XX-series and GF7Xa

Name and address of the manufacturer:

FLIR Systems AB

PO Box 7376

SE-187 15 Täby, Sweden

This declaration of conformity is issued under the sole responsibility of the manufacturer.

The object of the declaration: FLIR A4XX-, A7XX-series and GF7Xa (Product Model Name FLIR-A8590).

The object of the declaration described above is in conformity with the relevant Union harmonisation legislation:

Directives:

Directive	2012/19/EU	Waste electrical and electric equipment
Directive	2011/65/EU	RoHS and 2015/830/EU (Phtalates)
Directive	2014/53/EU	Radio Equipment Directive (RED)

Standards:

Emission:	EN 55032:2015	Electromagnetic compability multimedia
Immunity:	EN 55035:2017	Electromagnetic Compability Multimedia
	ETSI EN 301489-1 v2.2.1	ERM – EMC for radio equipment
	ETSI EN 301489-17 v3.2.0	ERM – EMC Wideband data
Radio:	ETSI EN 300 328 v2.1.1	Harmonized EN covering essential requirements of the R&TTE Directive
	ETSI EN 301 893 v.2.1.1	5GHz WLAN
Safety:	IEC 62368-1:2014 (2nd Edition) + Cor.1:2015 + Cor.2: 2015 and EN62368-1:2014 + AC: 2015 + A11: 2017 + AC: 2017 Video, information and communication tech	
RoHS	EN 50581:2012	Technical documentation

FLIR Systems AB

Quality Assurance



Lea Dabiri
Quality Manager